



# PROCESS INDICATOR

PI -38

## APPLICATIONS

Monitoring of process parameters  
with digital display

- Pressure
- Flow
- Level
- Temp.

---

Measurement of PH, O<sub>2</sub> (oxygen),  
CO (Carbon Monoxide), PH, etc.  
Use of analytic transmitter.

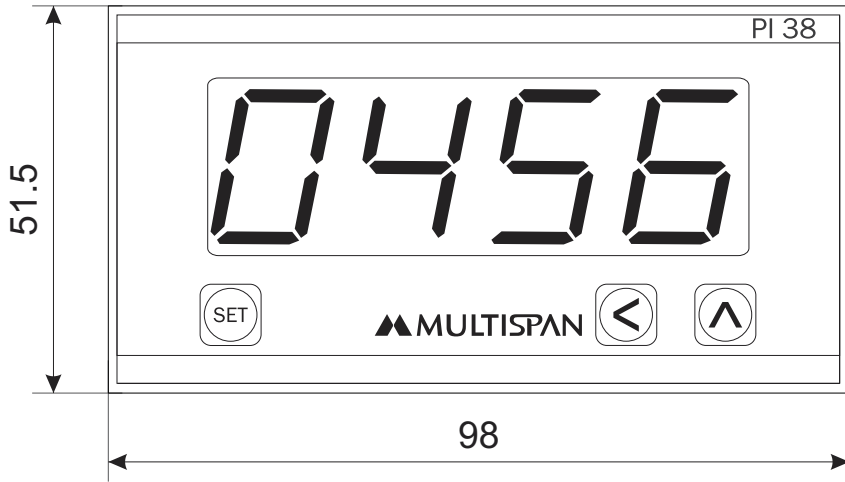
---

Measurement of RPM from VFD  
use of analog signal.

---

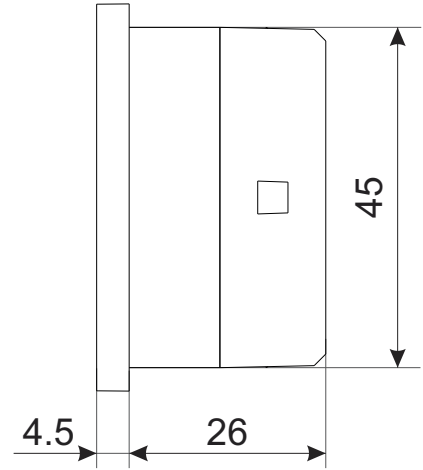
# Mechanical Dimensions

## Body Dimensions



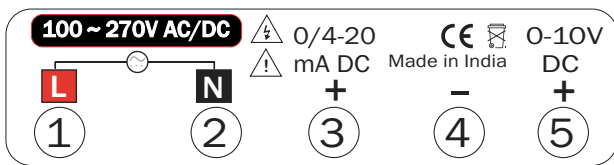
**FRONT VIEW**

All dimensions are in mm



**RIGHT SIDE VIEW**

## Connection Diagram



## Panel Cutout



# TECHNICAL DATA

<b>Input</b>	<b>Inputs</b>	0 To 10V DC/ 0 To 20mA/ 4 To 20mA DC (Configurable)
	<b>Range</b>	-999 To 9999 (Configurable)
<b>Specification</b>	<b>Display</b>	4 digit, 7 seg. 0.8" display
	<b>Accuracy</b>	±1% of FSD
	<b>Supply</b>	100 to 270V AC/DC

Input	
<b>Voltage</b>	0 to 10V DC
<b>Current</b>	4 to 20mA DC / 0 to 20mA DC
<b>I/P Filter Time</b>	0.1 sec to 10 sec
<b>Resolution</b>	Decimal Point Selectable : 0.1, 0.01, 0.001, 0.0001
<b>Range</b>	-999 to 9999 (Fo all I/P)

Auxiliary Power Supply	
<b>Power Supply</b>	100 to 270V AC/DC

Display LED & Keys	
<b>Display</b>	4 Digit 7 seg 0.8" Red LED Display
<b>Key</b>	SET, SHIFT, INC

Environmental Characteristics	
<b>Working Temperature</b>	0 to 55 °C
<b>Storage Temperature</b>	0 to 55 °C
<b>Relative Humidity</b>	95% RH Non-condensing
<b>Warm up Time</b>	5 Minutes

Accuracy
±1% FSD ± 1 Digit

Mechanical Characteristics	
<b>Mounting Type</b>	Panel Mount
<b>Dimension (HxWxD) mm</b>	51.5 x 98 x 26
<b>Panel Cutout (HxW) mm</b>	46 x 92
<b>Material</b>	Front Enclosure Polycarbonate (PC) ABS
<b>Terminal Screw Size</b>	M3.5
<b>Screw Torque (N.m)</b>	0.5
<b>Wire Gauge (AWG)</b>	26-14
<b>Weight (Approx) gms</b>	Unpacked : 260 Packed : 315
<b>Accessories</b>	1 Pair of Mounting Clamps